


**Д. Шостакович**

**СКАЗКА О ПОНЕ  
И О РАБОТНИКЕ ЭТО  
БАЛЛАД**

*Сюита для фортепиано*



**Д. Шостакович**  
**СКАЗКА О ПОЧЕ**  
**И О РАБОТНИКЕ ЭТО**  
**БАЛДЕ**

Сюита для фортепиано  
из музыки к мультипликационной  
комической киноопере

Транскрипция С. Хентовой



Выдающийся композитор современности Дмитрий Шостакович (1906—1975), автор множества монументальных оперных и симфонических полотен трагического содержания, на протяжении всей своей жизни любил писать музыку веселую, юмористическую. Это позволяло ему о серьезных вещах, высоких нравственных истинах говорить в легкой, доступной форме.


Одним из таких произведений является «Сказка о попе и о работнике его Балде» по мотивам известного сюжета А. Пушкина, написанная Д. Шостаковичем в 1933—1935 гг. Композитор с большим энтузиазмом воспринял идею этого сочинения, предложенную ему художником и кинорежиссером М. Цехановским, который на основе музыки создал мультипликационную комическую кинооперу, своего рода мюзикл. В этой работе проявилось новаторство Д. Шостаковича: он возродил в современном стиле черты ярмарочного балаганного театра с его яркими лубочными красками и контрастами, слил народные танцевальные и песенные интонации с пародированными элементами городского романса, опереточными мотивами.

Материалы озвученного мультфильма, так и не вышедшего на экраны, сгорели осенью 1941 г. в блокадном Ленинграде. О музыке забыли.

Ее восстановление по отдельным наметкам, разрозненным эскизам и автографам, сохранившимся в архивах, произошло спустя сорок лет. Комические сцены Пушкина — Шостаковича «Сказка о попе и о работнике его Балде» с успехом поставили ведущие театры Ленинграда, а также Берлина и ряда других городов ГДР. Автором этих строк была сделана одноименная фортепианная транскрипция сцен, исполненная впервые в Киеве в феврале 1983 г. в концерте «Д. Д. Шостакович. Незвестные страницы». В десяти номерах сюиты отражены основные картины и образы «Сказки...», утверждающие победу светлых сил жизни, труда и народной мудрости.

В предлагаемой транскрипции нет каких-либо фактурных усложнений, что делает ее исполнение доступным не только пианистам-профессионалам, но и тем, кто овладевает фортепианной игрой, приобщается к музицированию.

Софья Хентова,  
доктор искусствоведения



Сказка о попе и  
о работнике его  
Балде

*A Pairst Tale  
of the Priest and the  
Knockhead His Servant*

Д. Шостакович

*D. Shostakovich*

Марш Балды

1

*The Knockhead's March*

*Allegretto*

3 5 2 1 2

3 5 2 1 2

4 1 2 3 4 3 2

4 1 2 3 4 3 2

3 4 3 4 3 1 2 3 4

3 4 3 4 3 1 2 3 4

1 2 1 3 4

1 2 1 3 4

5 5

5 5

8-

1 2 4  
5

*sf sf*

*f p*

*p sff*

5 1 3 5

2nd. \* 2nd. \* 2nd. \* 2nd. \*

2nd. \* 2nd. \* 2nd. \* 2nd. \*

2nd. \*





Вальс  
«Карусель»

2

The Waltz  
"Merry-Go-Round"

Allegretto

mf

Red.

Red.

Red.

Red.

5 1 4 5 4 3 3 4 5 5 4 5  
 1 2 1 3 1 1 1 3 1 1 1  
 4 \* 4 \* 4 4 \* 4 \*

4 5 4 5 5 1 1 1 1 1 1 1  
 1 3 1 3 1 3 1 3 1 3 1 3  
 4 \* 4 \* 4 \* 4 \*

4 3 2 1 5 3 2 3 4 5 4 1  
 1 2 1 2 1 2 1 2 1 2 1 2  
 \* 4 \* 4 4 3 4

*f marcato*

3 4 5 4 1 2 1 2 1 2 1 2  
 1 1 1 1 1 1 1 1 1 1 1 1  
 \* 4 \* 4 4 4 4 4 4 4 4 4 4

*ff*  
*espress.*



The first system of music consists of two staves. The treble staff contains a series of chords and melodic fragments, with some notes beamed together. The bass staff features a steady accompaniment of chords, with asterisks marking specific notes. The key signature has two sharps (F# and C#).

The second system continues the musical piece. It includes fingerings such as 4, 3, 2, 1 and 3 in the treble staff. The bass staff continues with its accompaniment. The word "legato" is written in the middle of the system, indicating a smooth connection between notes.

The third system shows more complex melodic lines in the treble staff, including triplets and slurs. The bass staff continues with its accompaniment. The word "legato" is written in the middle of the system.

The fourth system concludes the page. It features fingerings such as 5, 3, 1, 5, 5 in the treble staff and 4, 1, 2, 3 in the bass staff. A piano marking "p" is present in the treble staff.

System 1: Treble clef, key signature of two sharps (F# and C#). The right hand plays a sequence of notes with fingerings 2, 4, 1, 2, 1, 5, 3, 1, 4. The left hand plays a steady accompaniment of quarter notes. Asterisks are placed under the first, third, and fifth notes of the left hand.

System 2: Treble clef. The right hand continues with a melodic line, including a triplet of eighth notes. The left hand accompaniment continues. Asterisks are under the second, fourth, and sixth notes of the left hand. The word "marcato" is written below the left hand in the final measure.

System 3: Treble clef. The right hand features a descending eighth-note scale with fingerings 5, 2, 3, 5, 2, 3, 4, 3, 2, 1, 2, 1. The left hand accompaniment continues. Asterisks are under the first, third, fifth, seventh, and ninth notes of the left hand.

System 4: Treble clef. The right hand has a descending eighth-note scale with fingerings 3, 5, 3, 1, 2, 1, 2. The left hand accompaniment continues. Asterisks are under the first, third, fifth, seventh, and ninth notes of the left hand.

System 1: Treble clef, key signature of two sharps (F# and C#). The right hand features a complex melodic line with a triplet of eighth notes marked with a '3' and a five-fingered scale-like passage marked with a '5'. The left hand provides a steady accompaniment of quarter notes. Below the staff, there are five asterisks and a double bar line.

System 2: Treble clef. The right hand has a few notes, with a 'rit.' (ritardando) marking above the first measure and 'a tempo' above the fourth measure. The left hand has a 'dim.' (diminuendo) marking above the first measure and 'ff' (fortissimo) above the fourth measure. Below the staff, there are five asterisks and a double bar line.

System 3: Treble clef. The right hand has a five-fingered scale-like passage marked with a '5' and a '1' above the first measure. The left hand has a steady accompaniment. Below the staff, there are five asterisks and a double bar line.

System 4: Treble clef. The right hand has a few notes, with a '1' and a '2' above the last two notes. The left hand has a steady accompaniment. Below the staff, there are five asterisks and a double bar line.





*Шествие бесов*

3

*The Demons Marching*

Moderato

System 1: Treble and bass clefs. Treble clef has a 5-finger fingering above the first measure. Dynamics include *mf*. Fingerings 2, 1, 2, 1, 2, 1 are shown below the bass line.

System 2: Treble and bass clefs. Treble clef has a *ff* dynamic. Treble clef has a 5-finger fingering above the 5th measure. Fingerings 2, 1, 2, 1, 2, 1 are shown below the bass line.

System 3: Treble and bass clefs. Treble clef has a 4-finger fingering above the first measure and a 5-finger fingering above the second measure. Fingerings 2, 1, 2, 1 are shown below the bass line.

System 4: Treble and bass clefs. Treble clef has a 5-finger fingering above the 2nd measure. Dynamics include *pp*, *cresc.*, and *ff*. Fingerings 2, 1, 2, 1 are shown below the bass line.

Musical notation for the first system. The treble staff begins with a forte (*f*) dynamic marking. It contains a triplet of eighth notes in the final measure. The bass staff provides harmonic accompaniment.

\* 2a.    \* 2a.    \*

Musical notation for the second system. The treble staff features a triplet of eighth notes in the first measure. The bass staff includes a piano (*p*) dynamic marking in the second measure.

2a.    \*

Musical notation for the third system. The treble staff includes a piano (*p*) dynamic marking and various articulation marks such as accents (*y*) and slurs. The bass staff provides accompaniment.

2a.    \* 2a.    \*    2a.    \*    2a.    \*    2a.

Musical notation for the fourth system. The treble staff contains various articulation marks including accents (*y*) and slurs. The bass staff provides accompaniment.

\*    2a.    \*    2a.    \*







Танец  
звонаря и бесов

4

The Demons  
And the Ringer's Dance

Moderato

5  
1

*mp marcato*

5 1      5 1      5 1      5 1      5 1      4 1      5 1

4 1      5 1      4 1      5 1      5 2      4 1      5 1      4 1      5 1

5 4      2 1      5 3      4 2

3 1      4 2      1      5 3      4 2      1      5 1      5 1

4 1 5 2 5 1 2 3 1

5 2 1 3 1 5 1 3 1 5 1 4 4

**Allegro molto**

5 3 1 3 1 1 5 b<sup>1</sup> b 5 b<sup>3</sup> 2 1 2 b b

*f*

2 \*

b<sup>1</sup> b<sup>3</sup> b<sup>1</sup> 5 1

y y y y y y y y y y y y

2 2 1

1 2 4 5

First system of a piano score. The treble clef staff begins with a melodic line featuring a five-note slur with fingerings 1, 3, b, b, 1. The bass clef staff has a bass line with a '2' below the first note. The system includes a dynamic marking of *ff* and a 'Ped.' marking with an asterisk.

Second system of the piano score, continuing the melodic and bass lines from the first system. It features a 'Ped.' marking with an asterisk.

Third system of the piano score, showing further development of the musical themes. It includes a 'Ped.' marking with an asterisk.

Fourth system of the piano score, concluding the page. It includes a 'Ped.' marking with an asterisk.



Presto

ff

1 2 3 4 5

♩. \* ♩. \*

♩. \* ♩. \*

fff

♩. 3 2 1

♩. \* ♩. \*

rit.

Moderato

The first system of music features a treble staff with a series of chords in the left hand and a few notes in the right hand. The bass staff contains a sequence of chords. A 'rit.' marking is above the treble staff, and 'Moderato' is above the bass staff. A 'V' symbol is placed above the first measure of the bass staff. The dynamic marking 'mp marcato' is positioned above the second measure of the bass staff. Below the staves, there are asterisks and the word 'Rev.' indicating fingerings.

The second system continues the piece with a treble staff showing a melodic line and a bass staff with a rhythmic accompaniment. The dynamic 'mp marcato' is maintained. Below the staves, asterisks and 'Rev.' markings are present.


The third system shows further development of the melodic and harmonic material. The bass staff continues with its rhythmic pattern. Below the staves, asterisks and 'Rev.' markings are present.

The fourth system concludes the page with a final melodic phrase in the treble staff and a corresponding bass line. Below the staves, asterisks and 'Rev.' markings are present.

The image shows two systems of musical notation for a piano piece. Each system consists of a grand staff with a treble clef on the upper staff and a bass clef on the lower staff. The first system features a melodic line in the treble clef with a slur over the first two measures and a fermata over the last two. The bass clef part has a steady eighth-note accompaniment. The second system continues the piece, with a 'rit.' (ritardando) marking above the treble staff and a 'p' (piano) dynamic marking above the bass staff. Both systems have 'Ped.' (pedal) markings and asterisks (\*) under the bass staff, indicating where to use the sustain pedal. The notation includes various note values, slurs, and dynamic markings.







Встреча Балды  
с попом

5

The Knockhead's  
And the Priest's Meeting

Moderato

3 2

*p* *espress.*

\* 1 2 5 1

This system contains the first two measures of a piece. The right hand starts with a triplet of eighth notes (F4, G4, A4) followed by a pair of eighth notes (B4, C5). The left hand plays a steady eighth-note accompaniment. The second measure features a dynamic marking of *p* and the instruction *espress.* (espressivo). Fingerings 1, 2, 5, and 1 are indicated for the left hand.

4 1 5 1 4 1

*es.* \*

This system contains measures 3 and 4. The right hand continues with eighth-note patterns. The left hand has a more complex accompaniment with some slurs. Fingerings 4, 1, 5, 1, 4, and 1 are shown. The instruction *es.* (espressivo) and an asterisk are present.

5 5 5 5

*es.* \* *es.* \* *es.* \* *es.*

This system contains measures 5 and 6. The right hand features a prominent fifth-finger (5) melodic line. The left hand accompaniment is marked with slurs and accents. The instruction *es.* (espressivo) is repeated multiple times, along with asterisks.

5 4

*p*

\* *es.*

This system contains measures 7 and 8. The right hand concludes with a descending eighth-note pair (5, 4). The left hand accompaniment is marked with slurs and accents. A dynamic marking of *p* (piano) is present. The instruction *es.* (espressivo) and an asterisk are also present.

System 1 (Measures 1-3): Treble clef, key signature of one sharp (F#). Fingerings: 5, 1, 2, 1, 5, 3, 1. Dynamics:  $V$ .

System 2 (Measures 4-6): Treble clef, key signature of one sharp (F#). Fingerings: 5, 2, 1, 5, 3, 1, 5, 1, 4, 2, 1, 3, 2, 1, 5, 2, 2. Dynamics:  $V$ .

System 3 (Measures 7-9): Treble clef, key signature of one sharp (F#). Fingerings: 4, 5, 5, 4, 5, 2, 1, 2. Dynamics:  $V$ .

System 4 (Measures 10-12): Treble clef, key signature of one sharp (F#). Fingerings: 4, 5, 2, 1, 3, 1, 2, 4, 2, 4, 2, 4, 2, 4, 2. Dynamics:  $mf$ .

2 4 1 3 2 1 4 1 1 3 2 3 2

1 2 3 2 1 3 4 2 1 4 4 1 4 1

Ed.

3 1 4 3 5 1

\*

Ed.

\*

Ed.

\*

8- 1 5 2

*p*

Ed.

\* Ed.

\* Ed. #

Ed.

\*

8

Handwritten musical score for piano. The score consists of two staves: a treble clef staff and a bass clef staff. The treble staff contains a melodic line with various notes, including a triplet of eighth notes and a glissando (gliss.) marked with a slur and 'gliss.'. The bass staff contains a bass line with several chords, some marked with 'b' and 'a' below them. A dashed line is drawn above the treble staff, starting from the number '8' and ending with a vertical line. A small asterisk is located at the end of the bass staff.





System 1: Treble clef contains a melodic line with slurs and fingerings (1, b, 5, 4, 3, 2, 3, 1, 2, 3). Bass clef contains a harmonic accompaniment with a 4-measure rest in the first measure and a 1-2-3 triplet in the second measure. A dynamic marking of *mf* is present in the third measure.

System 2: Treble clef continues the melodic line with slurs and fingerings (b, 5, 4, 4, 3, 1, 3, 2, 1, 2, 3, 5, 3). Bass clef continues the harmonic accompaniment with slurs and fingerings (1, 2, 3, 4, 5, 3, 4).

System 3: Treble clef continues the melodic line with slurs and fingerings (5, 4, 5, 1, b, 3, 1, 3, 3, 3). Bass clef continues the harmonic accompaniment with slurs and fingerings (4, 5). A dynamic marking of *f* is present in the third measure. The system concludes with the text "Ed. \*" below the bass staff.

System 4: Treble clef contains a melodic line with slurs and fingerings (5, 2, 5, 3, 2, 1, 2, 3, 1, 2, 3, 1, 2, 3, 2, 3). Bass clef contains a harmonic accompaniment with slurs and fingerings (b, b, b, b, b, b, b, b).

System 1: Treble clef, 8-measure phrase. Fingerings: 3, 2, 1, b, b, 5, b, 3, 1, 3, 2. Includes a dashed line with an '8' above it. Bass clef accompaniment with chords and a '2' below the final measure.

System 2: Treble clef, 8-measure phrase. Includes a dashed line with an '8' above it. Bass clef accompaniment with chords and dynamic markings: *Ed.*, \*, *Ed.*, \*.

System 3: Treble clef, 8-measure phrase. Includes a dashed line with an '8' above it. Bass clef accompaniment with chords and dynamic markings: *Ed.*, \*, *Ed.*, \*, *Ed.*, \*, *Ed.*, \*.

System 4: Treble clef, 8-measure phrase. Fingerings: 3, 2, 1, 5, 4, 1, 2. Bass clef accompaniment with chords and dynamic markings: \*, *Ed.*, \*, *Ed.*, \*.



4 2 1  
ff ff

rit. a tempo


rit. **Meno mosso**  
*marcato*  
mf

5 5 2 1 5 2 1 2 1 2 1

A musical score for piano, consisting of two staves: a treble staff on top and a bass staff on the bottom. The music is written in a key signature of one flat (B-flat) and a common time signature (C). The score is divided into four measures by vertical bar lines. The first measure contains a quarter note in the treble and a quarter note in the bass. The second measure contains a quarter note in the treble and a quarter note in the bass. The third measure contains a quarter note in the treble and a quarter note in the bass. The fourth measure contains a quarter note in the treble and a quarter note in the bass. The dynamic marking *ff* is placed in the right-hand margin between the two staves, corresponding to the fourth measure.

Re. \* Re. \*





Хитрость попа

7

The Priest's Intrigues

**Presto**

mf



First system of musical notation, measures 1-4. The piece is in 4/4 time. The right hand plays chords and single notes, while the left hand plays a steady eighth-note accompaniment. Dynamics include *p* (piano) and *sf* (sforzando).

Second system of musical notation, measures 5-8. The right hand features chords with accents and slurs. Dynamics include *f* (forte) and *p* (piano). Fingerings are indicated with numbers 1-5.

Third system of musical notation, measures 9-12. The right hand plays chords with slurs. Dynamics include *sf* and *p*. A 2/4 time signature change is indicated in the bass line.

Fourth system of musical notation, measures 13-16. The right hand has chords with slurs and a dynamic marking of *f*. A first ending bracket is shown above the right hand. Dynamics include *sf* and *f*.

Fifth system of musical notation, measures 17-20. The right hand plays chords with slurs. Dynamics include *p* and *sf*. The instruction *sempre stacc.* (always staccato) is written above the right hand.

The first system of music consists of two staves. The treble staff contains a sequence of chords and single notes, including a half note chord in the second measure. The bass staff features a steady eighth-note accompaniment.

The second system continues the piece. The treble staff has a melodic line with a slur over the final four notes, which are fingered 3, 2, 4, 3. A dynamic marking of *ff* is placed below the treble staff. The bass staff continues with eighth-note accompaniment, including a triplet of eighth notes in the third measure.

The third system shows a more complex melodic line in the treble staff, starting with a slur and ending with a fermata. The bass staff features a steady accompaniment with various articulation marks (accents) under the notes.

The fourth system concludes the page. The treble staff has a melodic line with a slur and a fermata. The bass staff continues with accompaniment, including a dynamic marking of *ff* and various articulation marks.

First system of musical notation. The upper staff (treble clef) features a melodic line with a dynamic marking of *mf* and a slur over the final two measures. The lower staff (bass clef) provides a harmonic accompaniment with a steady eighth-note pattern.

Second system of musical notation. The upper staff continues the melodic line with a slur over the final two measures. The lower staff continues the accompaniment, with a change in chord structure in the final two measures.

Third system of musical notation. The upper staff features a melodic line with a slur over the first two measures. The lower staff continues the accompaniment, with a change in chord structure in the first two measures.

Fourth system of musical notation. The upper staff features a melodic line with a slur over the first two measures. The lower staff continues the accompaniment, with a change in chord structure in the first two measures.

Fifth system of musical notation. The upper staff features a melodic line with a slur over the first two measures. The lower staff continues the accompaniment, with a change in chord structure in the first two measures.

A musical score for piano, consisting of two staves. The top staff is in treble clef and the bottom staff is in bass clef. Both staves are in the key of D major (one sharp). The top staff features a melodic line with a slur over the first three measures, followed by a fermata. The bottom staff features a rhythmic accompaniment with eighth notes and chords. The score is divided into four measures. The first measure has a flat (b) above the staff. The second measure has a flat (b) above the staff. The third measure has a flat (b) and a superscript 4 (4) above the staff. The fourth measure has a dynamic marking of *sf* (sforzando) above the staff. The bottom staff ends with a double bar line, a fermata, and a star symbol (\*).







Галоп

8

The Gallop

**Presto**

*f*

3 1 2 5  
ped.

3 1 2 4 1

2 4 1 5 4 3 2 1 3

1 2 3 4 5 8- - - -

*ff*  
Ped. \*

8- - - -

*f* a tempo  
Ped. \*

5 2 1

Ped. \*

3 2 1 5 1 3 2 1 2

*cresc.*  
Ped. \*

rit. a tempo

*f*  
Ped. \*

1 5 1 2 1

Ped.

5 1 5 1

Ped.

3 1 4 2 5 3

*p* *f*

Ped.

*p* *f*

Ped.

Moderato

5 2 3 1

*sff* *sff* *mf* *espress.*

Ped.



Musical score for the first system, featuring treble and bass staves. The treble staff contains notes with fingerings: 5 2 1, 5 2 1, 2, 4, 1, 2, 3. Dynamics include *sf* and *f*. The bass staff contains notes with *ped.* markings and asterisks. A slur covers the first two measures of the treble staff.

Musical score for the second system, featuring treble and bass staves. The treble staff contains notes with fingerings: 1, 5, 4, 1, 2, 3, 4, 1, 2, 3, 4. Dynamics include *ff*. The bass staff contains notes with *ped.* markings and a slur. A large slur covers the last two measures of the treble staff. An asterisk is located at the bottom right of the system.





2 1 5 2 4 3 4 1 5 4 2

Red. \* Red. \* Red. \* Red. \* Red. \*

3 1 1 2 3 5 3 5 3 5

*cresc.* *f*

Red. \* Red. \* Red. \* Red. \* Red. \*

5 4 5 3 5

*mf*

Red. \* Red. \* Red. \* Red. \*

1 5

Red. \* Red. \* Red. \*

2 4 1

Red. \* Red. \* Red. \* Red. \*

Musical notation for the first system. The treble clef staff contains a melodic line with notes G4, A4, B4, C5, B4, A4, G4, F4, E4, D4, C4. The bass clef staff contains a bass line with notes G2, F2, E2, D2, C2, B1, A1, G1, F1, E1, D1, C1. Dynamics include *f*. Fingerings are indicated with numbers 1, 2, 3, 1, 5, 4.

Musical notation for the second system. The treble clef staff contains a melodic line with notes G4, A4, B4, C5, B4, A4, G4, F4, E4, D4, C4. The bass clef staff contains a bass line with notes G2, F2, E2, D2, C2, B1, A1, G1, F1, E1, D1, C1. Dynamics include *dim.* and *p*. Fingerings are indicated with numbers 2, 1, 1, 2, 3, 2, 1, 5.

Musical notation for the third system. The treble clef staff contains a melodic line with notes G4, A4, B4, C5, B4, A4, G4, F4, E4, D4, C4. The bass clef staff contains a bass line with notes G2, F2, E2, D2, C2, B1, A1, G1, F1, E1, D1, C1. Dynamics include *mp*. Fingerings are indicated with numbers 1, 4, 5, 2, 1, 5, 3, 1.

Musical notation for the fourth system. The treble clef staff contains a melodic line with notes G4, A4, B4, C5, B4, A4, G4, F4, E4, D4, C4. The bass clef staff contains a bass line with notes G2, F2, E2, D2, C2, B1, A1, G1, F1, E1, D1, C1. Dynamics include *mf* and *p*. Fingerings are indicated with numbers 1, 5.

Musical notation for the fifth system. The treble clef staff contains a melodic line with notes G4, A4, B4, C5, B4, A4, G4, F4, E4, D4, C4. The bass clef staff contains a bass line with notes G2, F2, E2, D2, C2, B1, A1, G1, F1, E1, D1, C1. Dynamics include *f*. Fingerings are indicated with numbers 3, 2, 1, 3, 2, 1, 2, 3, 3, 1.



2  
dim.  
Ped.  
\* Ped. \*  
ff  
8-----  
8----- Ped. | \*





mf ff

mf mp

mf mp

cresc. f

f sff

Musical notation system 1: Treble and bass clefs. Treble clef contains a melodic line with notes G4, A4, Bb4, C5, Bb4, A4, G4. Bass clef contains a rhythmic accompaniment of eighth notes. Dynamics include *ff* and *fff*. Performance markings include *Red.* and asterisks.

Musical notation system 2: Treble and bass clefs. Treble clef contains a melodic line with notes G4, A4, Bb4, C5, Bb4, A4, G4. Bass clef contains a rhythmic accompaniment of eighth notes. Dynamics include *f*. Performance markings include *Red.* and asterisks.

Musical notation system 3: Treble and bass clefs. Treble clef contains a melodic line with notes G4, A4, Bb4, C5, Bb4, A4, G4. Bass clef contains a rhythmic accompaniment of eighth notes. Dynamics include *ff* and *fff*. Performance markings include *Red.* and asterisks.



## *Содержание*

С. Хентова. Сказка Пушкина — Шостаковича	5
1. Марш Балды	7
2. Вальс «Карусель»	10
3. Шествие бесов	16
4. Танец звонаря и бесов	20
5. Встреча Балды с попом	28
6. Работа Балды	33
7. Хитрость попа	38
8. Галоп	44
9. Романс поповны	49
10. Торжество Балды	53

## *Contents*

S. Khentova. The Fairy Tale by A. Pushkin — D. Shostackovich	
1. The Knockhead's March	
2. The Waltz "Merry-Go-Round"	
3. The Demons Marching	
4. The Demons And the Ringer's Dance	
5. The Knockhead's And the Priest's Meeting	
6. The Knockhead's Work	
7. The Priest's Intrigue	
8. The Gallop	
9. The Priest's Wife Romance	
10. The Knockhead's Triumph	